

# George Washington Elementary

Comprehensive Academic Report

Stockton Unified School District

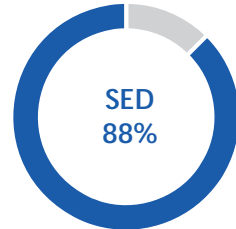
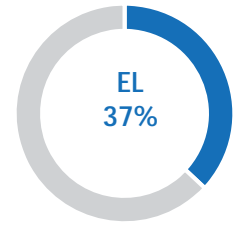
July 2018

## Demographics

2017-2018

Enrollment **241**

Race/Ethnicity	
American Indian	3%
African American	12%
Asian	2%
Filipino	2%
Hispanic	79%
Pacific Islander	0%
White	1%
Two or More	2%
Not Reported	0%

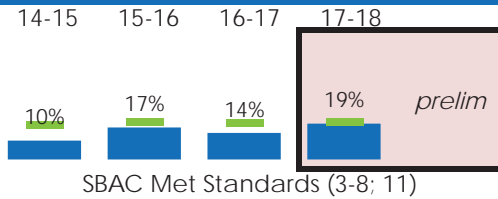


**Legend** \*\* Embargoed --- No Data \* Data Suppressed  
 Preliminary School District State  
 N, % = School

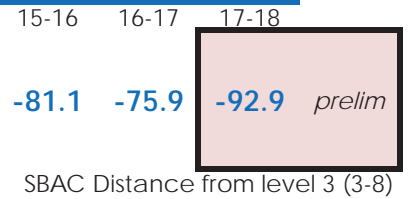
## Student Learning

### Mathematics

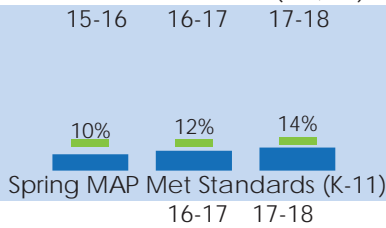
SBAC Met Standards



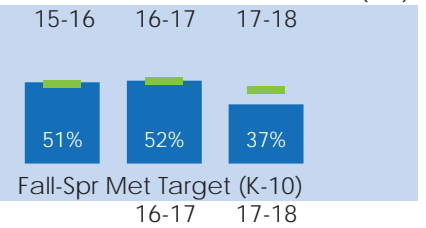
SBAC DF3



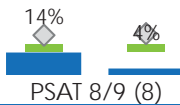
MAP Growth Met Standards



MAP Growth Met Target



PSAT 8/9 Benchmark

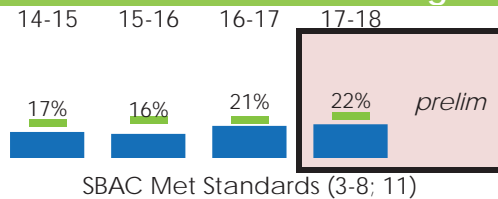


PSAT NMSQT Benchmark

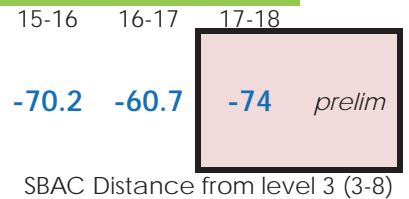


### English Language Arts

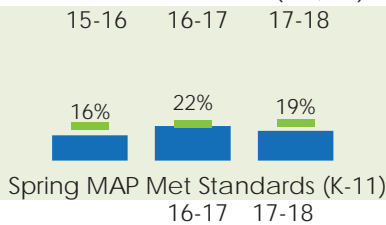
SBAC Met Standards



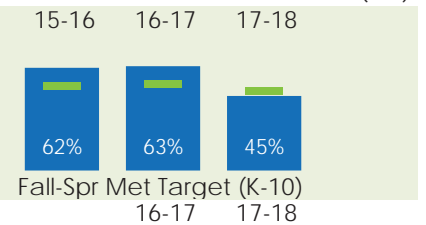
SBAC DF3



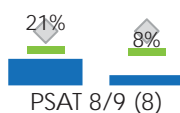
MAP Growth Met Standards



MAP Growth Met Target



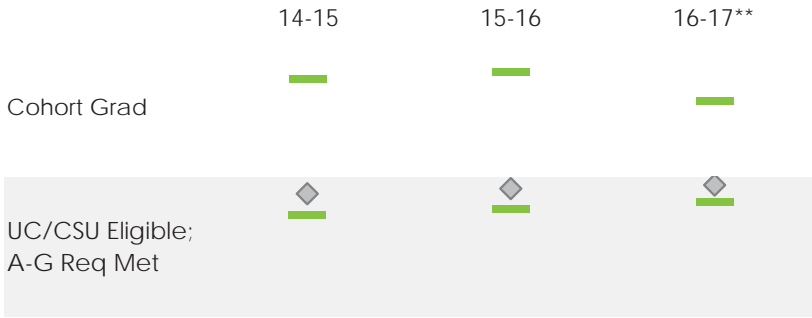
PSAT 8/9



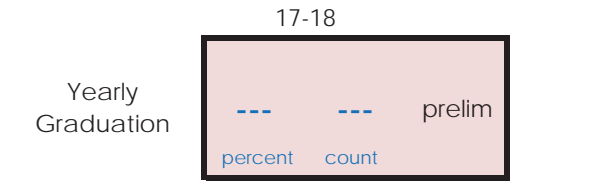
PSAT NMSQT



## Cohort Graduation



## Yearly Graduation



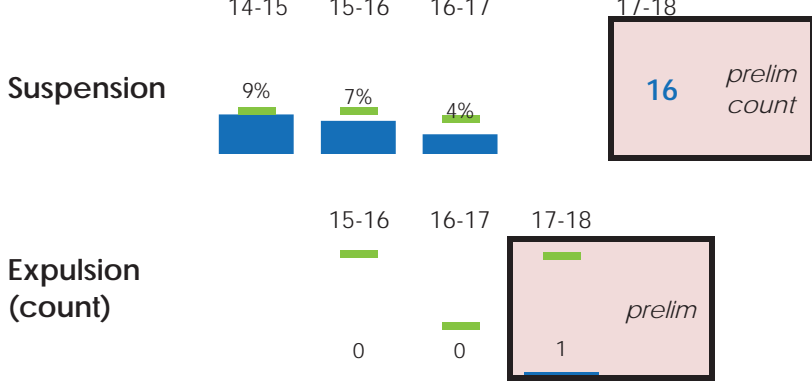
## Advanced Placement

	Course Complete		Exams Taken		Exams Passed	
	School	SUSD	School	SUSD	School	SUSD
16-17	---	94%	---	84%	---	19%
17-18	---	94%	---	85%	---	16%

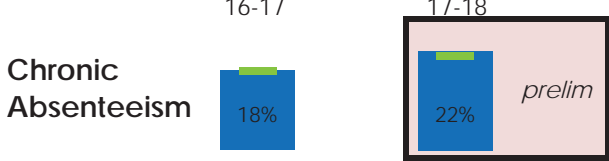
## Earned Credits (Graduates)

	Washington	Stockton USD
15-16	---	263
16-17	---	261
17-18	---	259

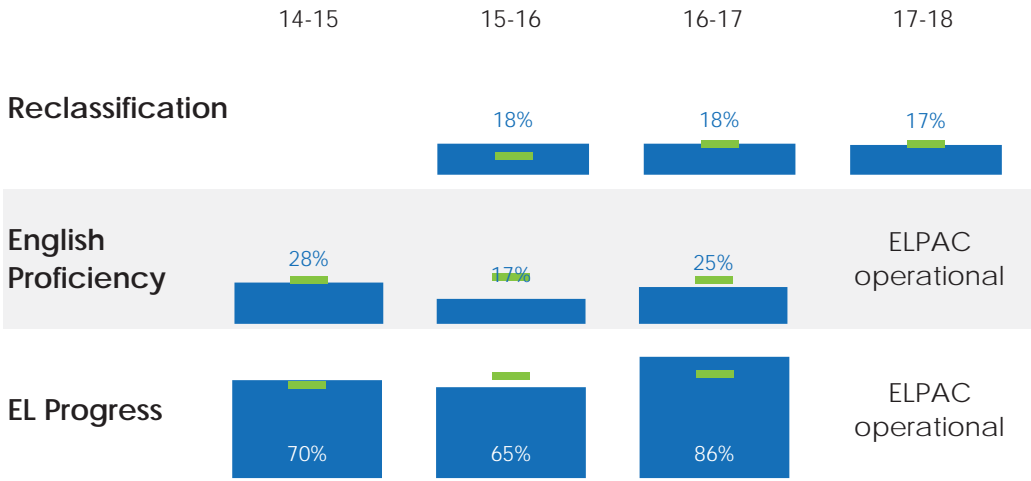
## Discipline



## Attendance



## English Learners



**Legend**

- \*\* Embargoed
- No Data
- \* Data Suppressed
- Preliminary (pink box)
- School (blue square)
- District (green square)
- State (grey diamond)
- N, % = School