

Stockton Unified School District 2010-11 Unaudited Actual Financial Report

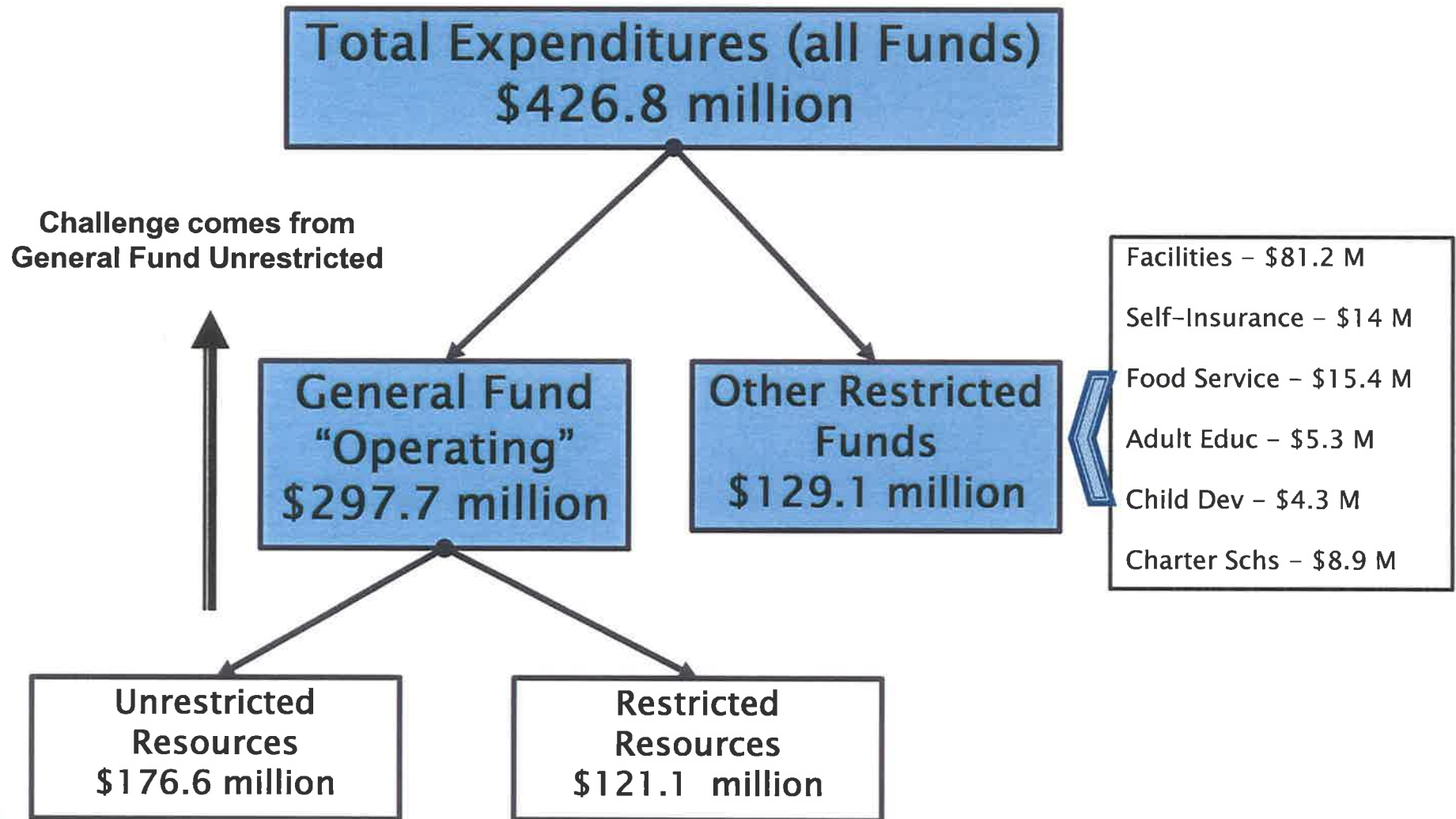
September 27, 2011



Overview

- ▶ Actual Spending for Fiscal Year
- ▶ Unrestricted Ending Fund Balance
- ▶ Multi-Year Projections
- ▶ Potential “Trigger” Cuts through AB 114
- ▶ Next Steps

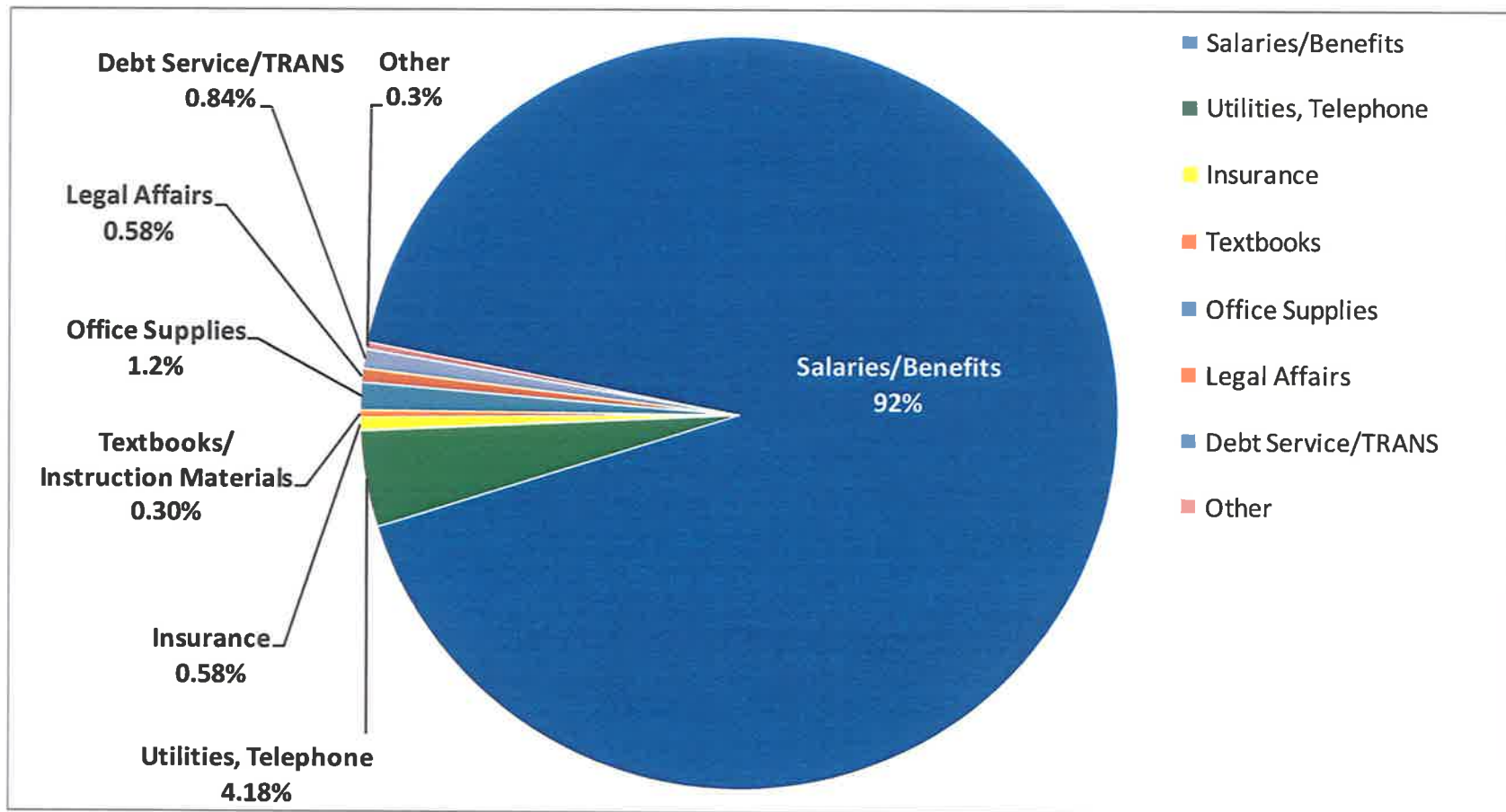
SUSD 2010-11 Actual Spending



Source: Stockton Unified School District's 2010-11 Unaudited Actual Financial Statement. All Funds. As of 9/27/2011.

Breakdown of Unrestricted Expenditures – 2010–11

92 cents of every dollar to salaries/benefits



Source: SUSD Unaudited Actuals 2010-11. As of 9/27/2011.

Unaudited Actual Financial Report:

General Fund – Unrestricted 2010-11

	2010-11	2010-11	
REVENUE	Estimates	Unaudited	Variance
Revenue Limit	\$169,274,548	\$168,992,053	-\$282,495
Other Revenue	\$38,511,285	\$38,983,611	\$472,326
Contributions	-\$24,038,541	-\$22,000,928	\$2,037,613
Total Revenue	\$183,747,292	\$185,974,736	\$2,227,444
EXPENDITURES			
Salaries, Benefits, Books/Supplies, Services, Capital Outlay Outgo	\$177,695,023	\$176,584,591	(\$1,110,432)
Total Expenditures	\$177,695,023	\$176,584,591	(\$1,110,432)
Net Increase/(Decrease)	\$6,052,269	\$9,390,145	\$3,337,876
FUND BALANCE			
Beginning Fund Balance	\$25,077,285	\$25,077,285	\$0
Ending Fund Balance	\$31,129,554	\$34,467,429	\$3,337,876
COMPONENTS OF ENDING BALANCE			
Revolving Cash & Stores	\$1,270,000	\$1,456,963	\$186,963
Economic Uncertainty (2%)	\$6,629,931	\$5,953,762	(\$676,169)
Other Designations	\$23,229,623	\$27,056,704	\$3,827,081

Components of Ending Fund Balance: 2010-11 Unrestricted General Fund (\$ in thousands)

	Unaudited Actuals
2010-11 Ending Fund Balance	\$34,467

	Unaudited Actuals
Components of Ending Fund Balance	
A Revolving Cash, Stores, and Pre-Paid Expenditures	\$1,456
B Reserve for Economic Uncertainty (2%)	\$5,953
C Revenue Limit Adjustment – FY 2010-11	\$8,308
D Supported Staffing Positions	\$2,470
E Federal JOBS - 2012-13 FTE shift back to unrestricted	\$6,887
F Federal JOBS - 2013-14 FTE shift back to unrestricted	\$6,887
G Other	\$2,794

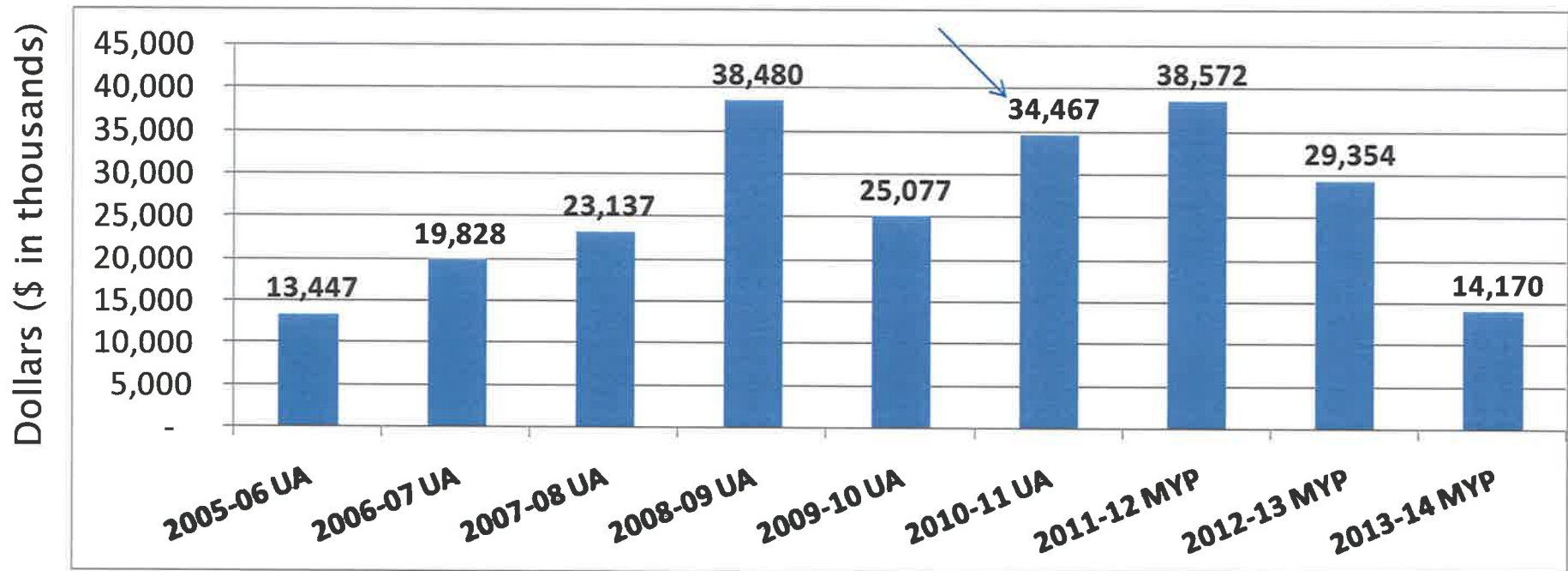
Multi-Year Budget Projection:

Adopted Budget 2011-12

	2011-12	Adj-to-Date (11-12)	2012-13	2013-14
REVENUE				
Revenue Limit	\$164,919,008	\$164,919,008	\$159,770,070	\$154,669,005
Other Revenue	\$32,967,221	\$32,967,221	\$32,840,809	\$32,777,782
Contributions	(\$25,981,180)	(\$25,981,180)	(\$26,476,160)	(\$26,673,924)
Total Revenue	\$171,905,049	\$171,905,049	\$166,134,719	\$160,772,863
EXPENDITURES				
Salaries, Benefits, Books/Supplies, Services, Capital	\$167,902,330	\$170,373,146	\$177,823,943	\$178,428,320
Total Expenditures	\$167,902,330	\$170,373,146	\$177,823,943	\$178,428,320
Net Increase/(Decrease)	\$4,002,719	\$1,531,903	(\$11,689,224)	(\$17,655,457)
FUND BALANCE				
Beginning Fund Balance	\$34,467,429	\$34,467,429	\$38,470,148	\$26,780,924
Ending Fund Balance	\$38,470,148	\$35,999,332	\$26,780,924	\$9,125,467
COMPONENTS OF ENDING				
Revolving Cash & Stores	\$1,270,000	\$1,270,000	\$1,270,000	\$1,270,000
Economic Uncertainty (2%)	\$5,589,567	\$5,589,567	\$5,615,628	\$5,636,576
Other Designations	\$31,610,581	\$29,139,765	\$19,895,296	\$2,218,891

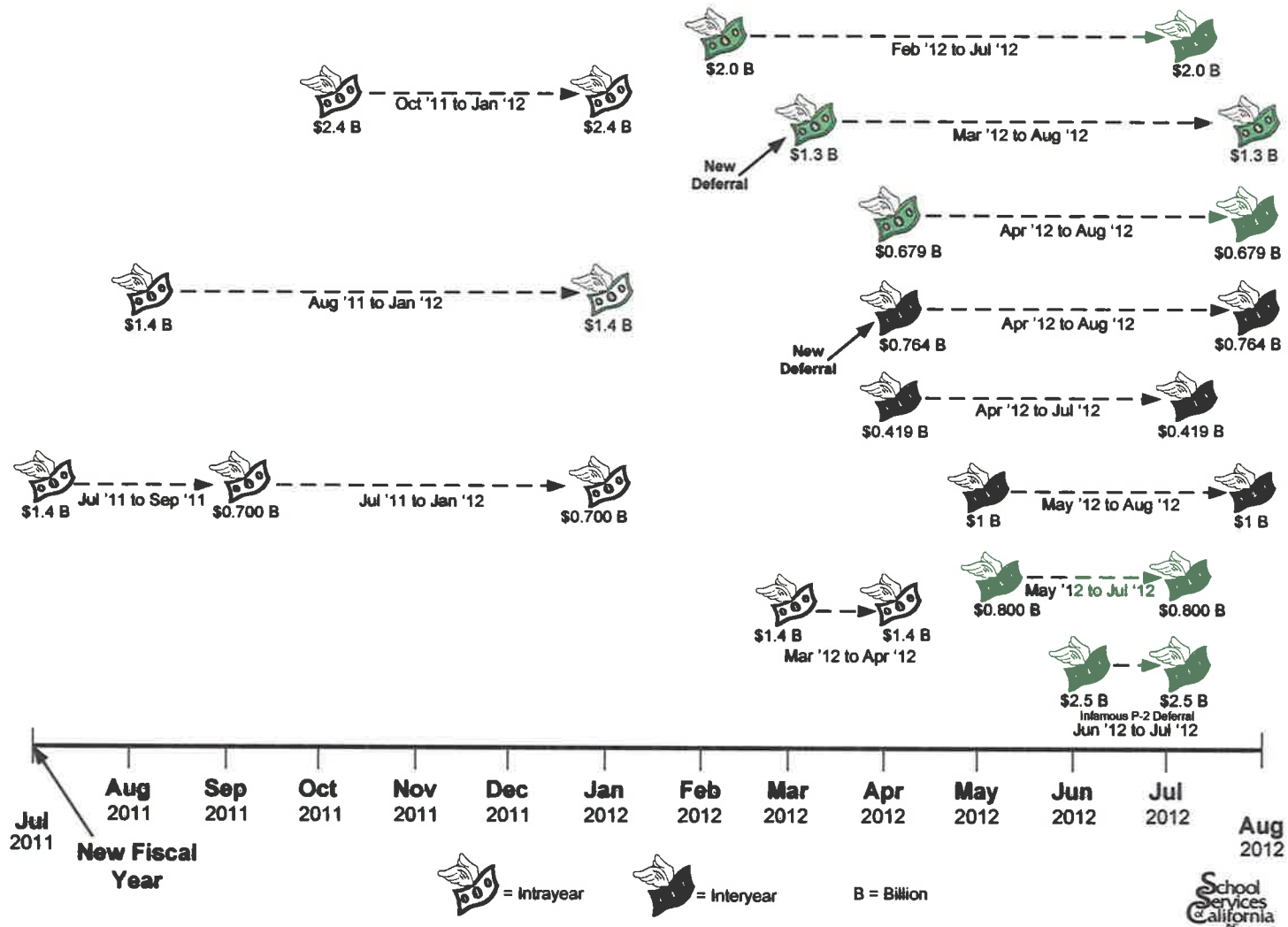
Adjusted to date includes additional staffing positions since Adopted Budget

Unrestricted Ending Fund Balance: 2005-06 to 2013-14



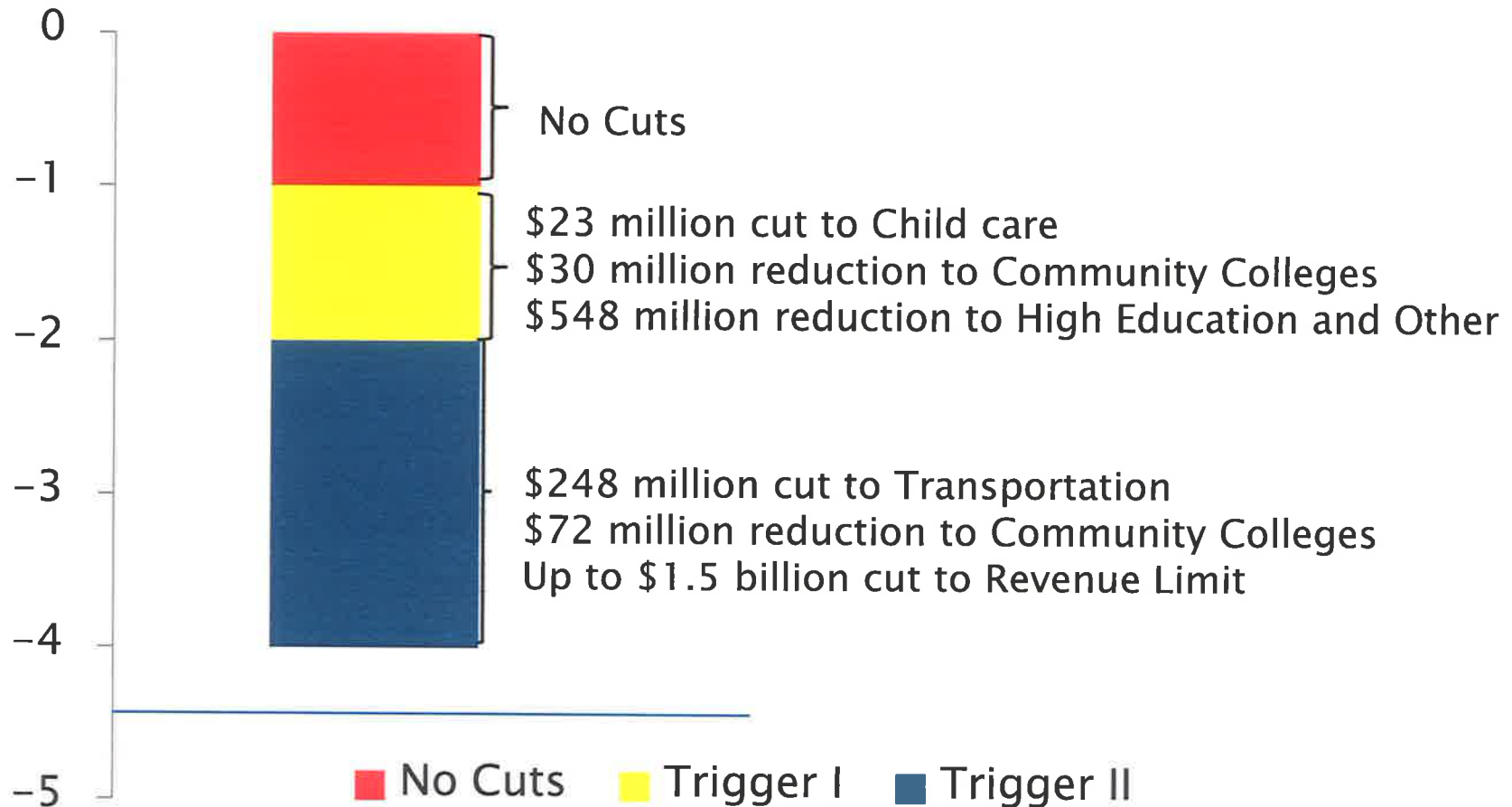
UA = Unaudited Actuals
MYP = Multi-year Projections

2011-12 Apportionment Deferrals



Note: The amounts reflect SB 82 statutory language

Summary of Potential State “Trigger” Cuts



Impact of AB 114 on SUSD

- ▶ Risk of losing \$11 million funding to transportation and revenue limit due to possible mid-year cut:
 - Trigger I
 - Child Care – approx. \$105,000
 - Trigger II
 - Transportation reduction of \$2.3 million (\$65 per ADA)
 - Revenue limit reduction of \$8.7 million (\$260 per ADA)

- ▶ County Office will review District's First Interim Report for current and two (2) years:
 - Positive – Able to meet financial obligations
 - Qualified – May meet financial obligations
 - Negative – Unable to meet financial obligations

Next Steps:

- ▶ Establish core educational programs to allow more flexible spending of district funds
- ▶ Monitoring of cash balances and make adjustments based on deferrals of state funding
- ▶ Continue discussions on possible implementation of AB 114 “Trigger” and potential for mid-year cuts
- ▶ Update current year budget and make adjustments for staffing, payroll, enrollment, ADA, etc.
- ▶ Make recommendation on certification status of First Interim Report submitted to board in December 2011